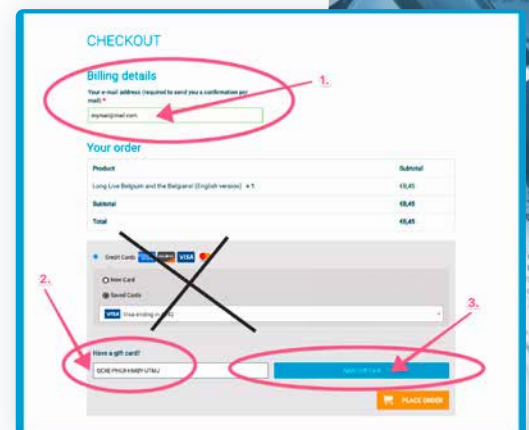
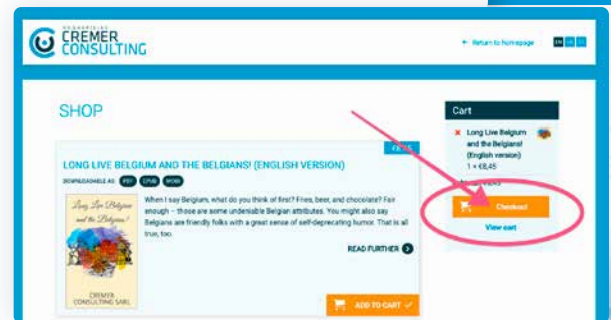
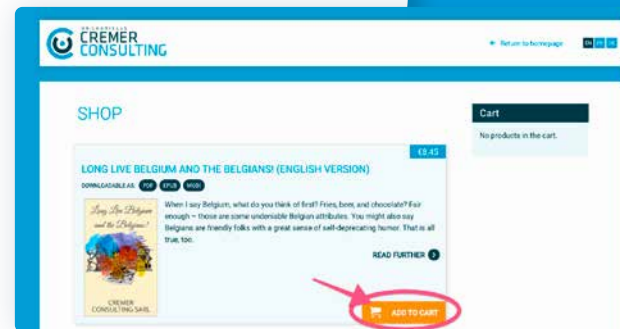


## HOW DO I... REDEEM MY GIFT CARD?

- 1** You have just received an email informing you that someone has bought you a gift card for our book. To retrieve the book, copy the gift card number in the email. It will look something like this:  
**WELR-CKYC-YPX2-J55C.**
- 2** Now navigate to our online boutique:  
<https://www.cremerconsulting.com/en/shop/>
- 3** Next, click on the **“ADD TO CART”** button located beside the Long Live Belgium and the Belgians product information.
- 4** Now click on **“Checkout”**.
- 5** Once you get to the CHECKOUT page:

  - **Enter your email address** (see step 1 on the screenshot below) so that we can send you a confirmation email.
  - **Enter the gift card number** from the email that you received (step 2).
  - Redeem your gift card by clicking on the **“Apply Gift Card”** button (step 3).
  - Please note: Do not enter your bank details. The book has been bought for you!
- 6** Your gift card has been applied. Now click on **“PLACE ORDER”** to finalize your order.

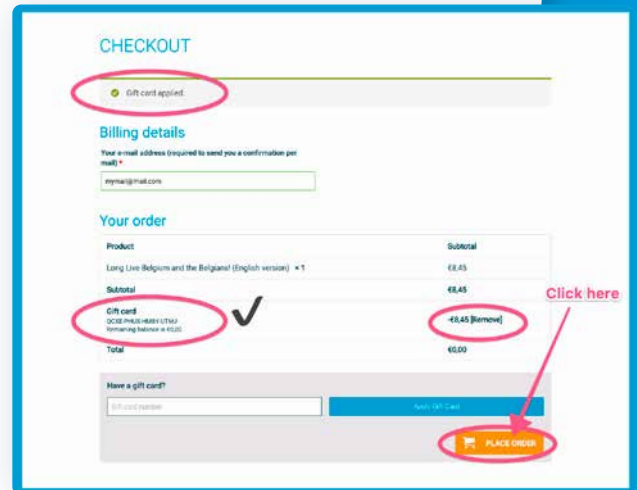


**7** Thank you! You can now click on the orange-colored buttons to begin downloading the book (see screenshot below).

You can choose between three file formats:

- **PDF:** This format is perfect for reading on your computer or your tablet. Click on the button “PDF (ORDINATEURS, TABLETTES,...)” to begin downloading.
- **EPUB:** This format is specially designed for e-book readers, which allow you to change any setting, including font size, screen contrast, and more.
- **MOBI:** This format is designed for Amazon Kindle devices. If you have a Kindle, this is the format for you.

The confirmation email that you will receive also contains links for downloading the book so don't worry – you can use these links in the email to download the files at any time.



**8** Happy reading!

